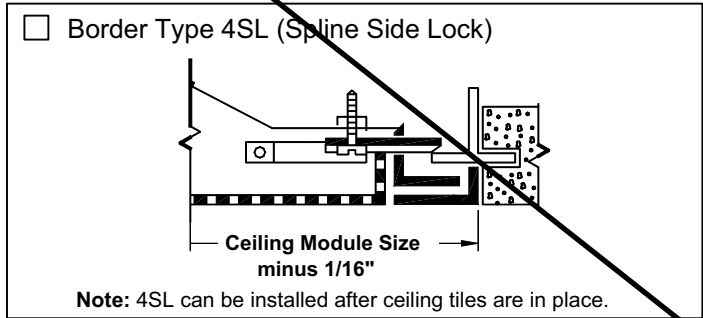
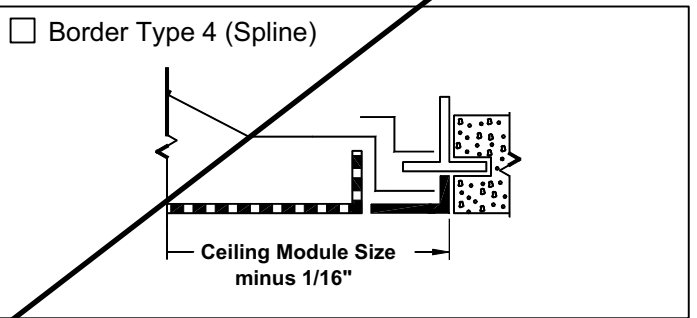
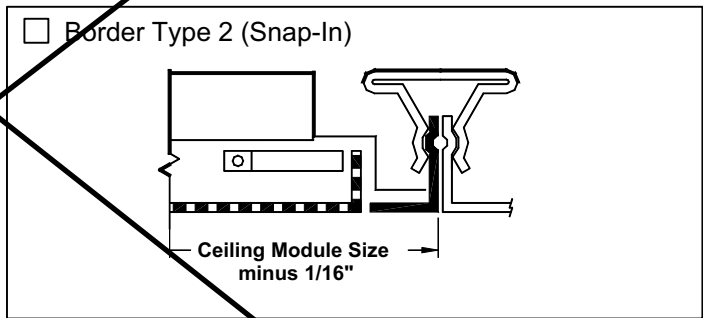
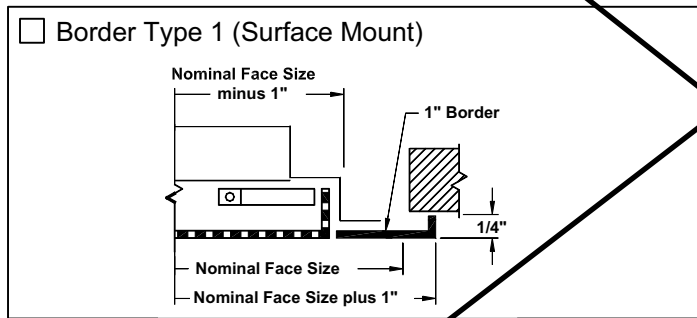
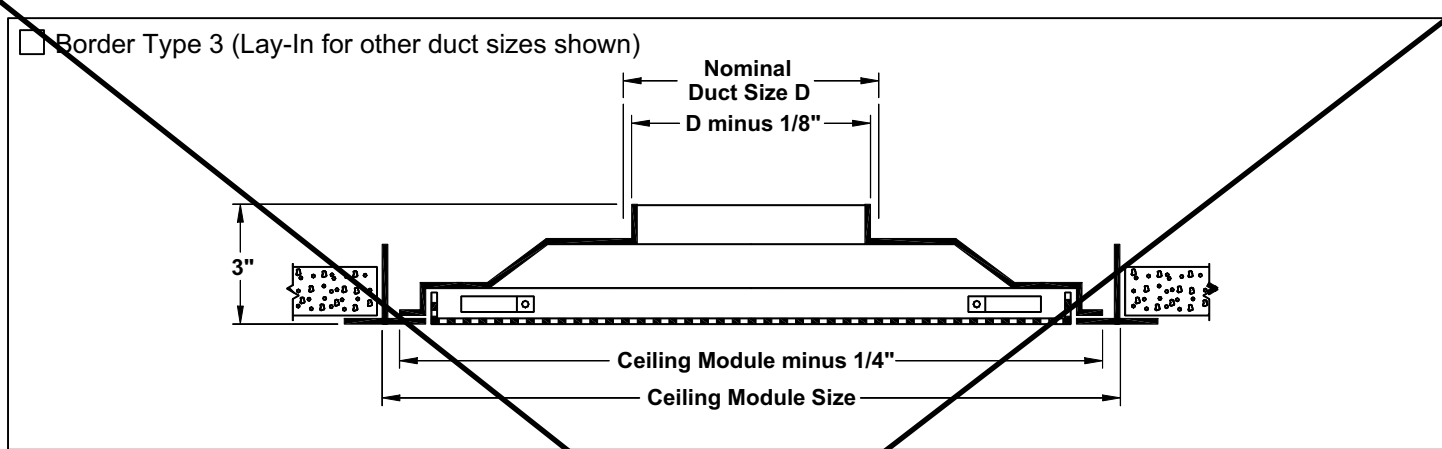
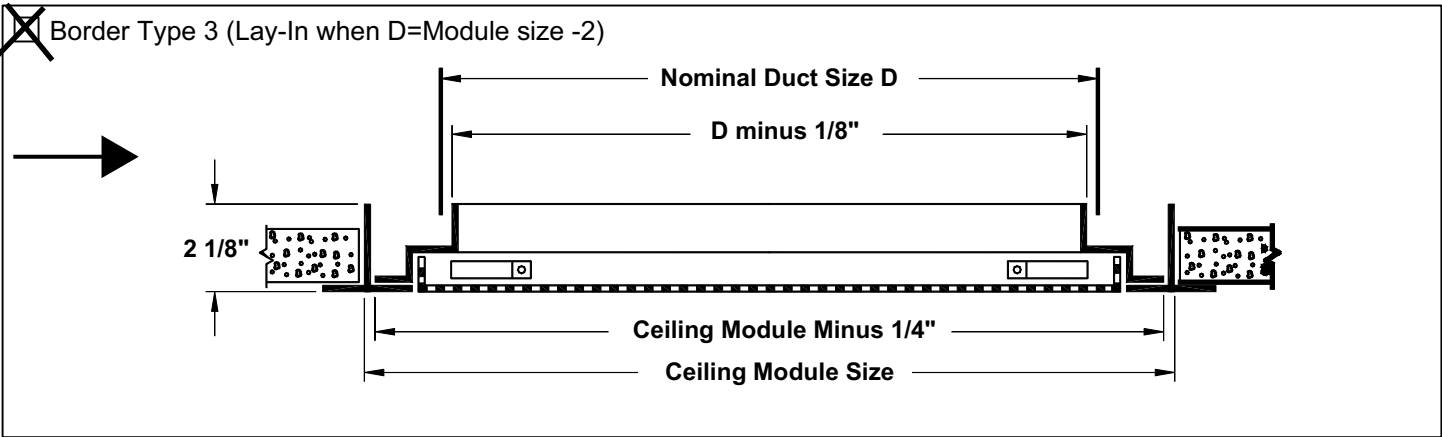


PAR • Return

Perforated Ceiling Diffusers
Steel • Flush Face



Face or Ceiling Module Size	Available Sizes for Border Types 1, 2, 3, 4, 4SL																	
	Nominal Duct Size D																	
	6 x 6	8 x 8	10 x 10	12 x 12	14 x 14	15 x 15	18 x 6	18 x 18	22 x 10	22 x 22	46 x 22	6" Dia.	8" Dia.	10" Dia.	12" Dia.	14" Dia.	16" Dia.	
12 x 12																		
24 x 12																		
46 x 46																		
20 x 20																		
24 x 24																		
46 x 24																		

• Indicates available combination.

Removing Perforated Face

1. Insert small Screwdriver or other slim instrument to push latch inward from border.

2. Repeat on opposite side.

3. Face will now swing down with 2 remaining latches acting as hinges.

For complete removal, release 2 remaining latches at left.

Accessories (Optional) Check if provided.

Model AG-95 Opposed Blade Damper

Model AG-35B Opposed Blade Damper

TRM TITUS Rapid Mount Frame

For Surface Mounting Border Type 3

IB Molded Insulation Blanket

Insulation is R-6 where blanket has the most depth. One-inch clearance on each side of neck is left for insulated duct connection. 24 x 24-inch module size only. Blanket is factory installed.

Standard Finish: #26 White

General Description

- Model PAR flush face perforated ceiling diffusers are designed for use as returns to match the Model PAS supply diffusers.
- Can be mounted in a plenum or connected to a return duct.
- Optional damper is easily adjusted by dropping the perforated face (see page 2).
- Perforated face has 3/16" diameter holes on 1/4" staggered centers.
- Material is heavy gauge steel.

This submittal is meant to demonstrate general dimensions of this product. The drawings are not meant to detail every aspect of the product. Drawings are not to scale. Titus reserves the right to make changes without written notice.