NEW STOCK PRODUCTS

PlasmaAir

Titus

Air Purification Company Stock Catalog
Effective November 2021

Line Card I Stock Products I Resources

Contents

LINE CARD **Page 1**

ENGINEERING TOOLS **Page 2**

STOCK PRODUCTS

Grilles, Registers & Diffusers **Page 3**
- Perforated Ceiling Diffusers • PAS • PCS
- Louvered Ceiling Diffusers • TMS • TMSA • TDC
- Plaque/Modular Ceiling Diffusers • OMNI • MCD
- T-Bar & Linear Slot Diffusers • ML-39 • MPI-39 • TBDI-80 • 800AWO
- Round & VAV Diffusers • TMR • TF-HC • ST-HC
- Perforated Ceiling Returns • PXP • TRAC • PAR (square & round neck)
- Cube Core & Louvered Ceiling Returns • 50F-3 • 350RL-3
- Supply Grilles • 300RS
- Spiral Grilles • 50F
- Return/Exhaust Grilles • 350RL-1 • 8F • 50F-1
- Door Grilles & Filter Grilles • T-700L • 350RLF1
- Ceiling Diffuser & Return Accessories
- Grille Accessories

Spin Fittings & Flex Duct Accessories **Page 15**
- Spin Fittings & Flex Duct Tape
- Flexible Duct & Duct Clamps

VAV Boxes **Page 17**
- VAV Boxes & Hot Water Coils
- VAV Controls

Dampers **Page 18**
- Damper Actuators & Round Volume Control Dampers
- Square & Rectangular Volume Control Dampers
- Fire Dampers
- Fire/Smoke/Corridor Dampers

Exhaust Fans **Page 21**
- Ceiling Exhaust Fans
- Direct Drive Roof Fans
- Ceiling, Roof and Wall Fan Accessories

Motor Starters **Page 27**

Brush-Type Ionizers **Page 27**

Infrared Heat Replacement Parts **Page 28**

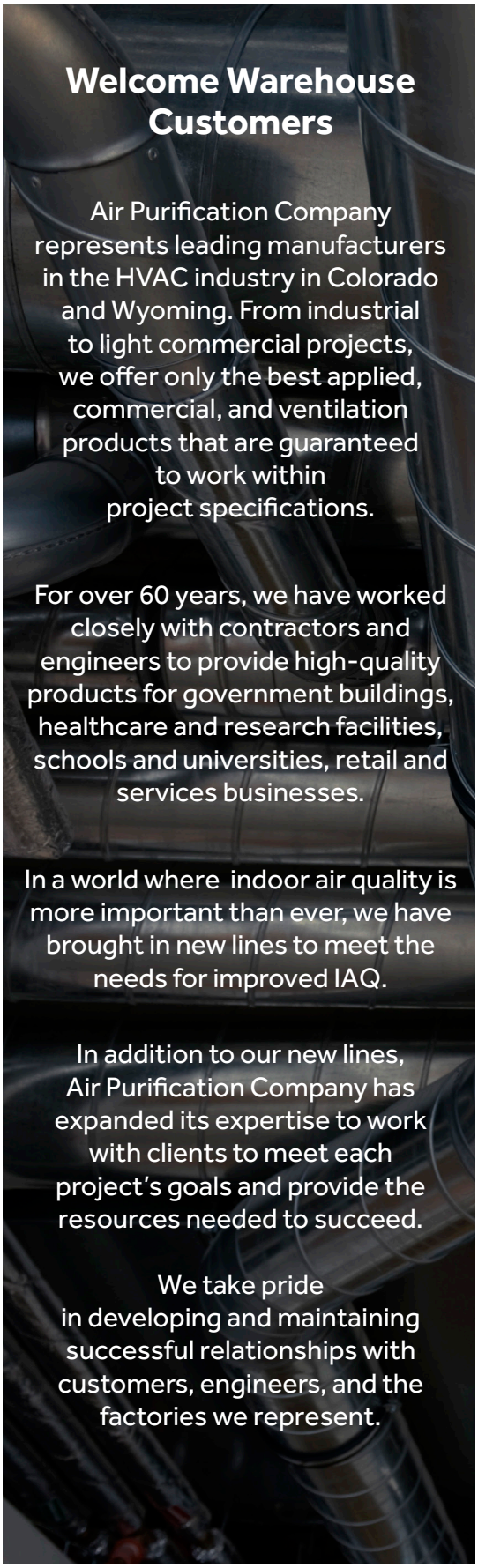

Welcome Warehouse Customers

Air Purification Company represents leading manufacturers in the HVAC industry in Colorado and Wyoming. From industrial to light commercial projects, we offer only the best applied, commercial, and ventilation products that are guaranteed to work within project specifications.

For over 60 years, we have worked closely with contractors and engineers to provide high-quality products for government buildings, healthcare and research facilities, schools and universities, retail and services businesses.

In a world where indoor air quality is more important than ever, we have brought in new lines to meet the needs for improved IAQ.

In addition to our new lines, Air Purification Company has expanded its expertise to work with clients to meet each project's goals and provide the resources needed to succeed.

We take pride in developing and maintaining successful relationships with customers, engineers, and the factories we represent.

Acutherm	THERMALLY POWERED VAV DIFFUSERS
AE-Air Applied Environmental Air	FAN COILS & WATER SOURCE HEAT PUMPS
AERMEC air conditioning	FREE COOLING, HEAT RECOVERY & HEAT PUMP CHILLERS
AIRCUITY Safe, Smart & Efficient Airside Solutions	INDOOR ENVIRONMENTAL QUALITY
AIR ENTERPRISES	FACTORY OR SITE-BUILT CUSTOM AIR HANDLING SOLUTIONS
AIRTHERM A Nortek Company	FAN COIL AND BLOWER COIL UNITS
Ai MFG.	AIR DEVICES FOR CRITICAL ENVIRONMENTS
Amana Heating & Air Conditioning	PACKAGED TERMINAL (PTAC) UNITS
AAB Automatic Airflow Balancing	CONSTANT AIRFLOW BALANCING VALVES
BERNER International Corp.	AIR CURTAINS, PATIO & DOOR HEATERS
CAPTIVE-AIRE	COMMERCIAL KITCHEN VENTILATION, GAS FIRED MUA, DOAS UNITS
CAR-MON PRODUCTS CM AUTOMATION	AUTOMOTIVE & WELDING EXHAUST
COOK	FANS AND BLOWERS FOR ALL APPLICATIONS
Critical Environment Technologies	GAS DETECTION SYSTEMS
Dectron	POOL DEHUMIDIFICATION UNITS
DELTA breez Ventilation System	ENERGYSTAR® VENTILATION FANS
DUCTDIRECT	DUCTWORK & SHEET METAL PRODUCTS
DYNASONICS	SOUND ATTENUATORS
EFFECTIV HVAC	HIGH-PERFORMANCE ARCHITECTURAL DIFFUSERS
EPIC FANS	HVLS FANS (FORMERLY ENTREMATIC)
EUROVAC	DUST COLLECTION SYSTEMS
FRANKLIN CONTROL SYSTEMS	ADVANCED MOTOR STARTERS, VFDS
HAYS FLUID CONTROLS	AUTOMATIC FLOW CONTROL VALVES
IPF colasit	INDUSTRIAL PLASTIC FANS
KAMPMANN	TRENCH SYSTEMS FOR HEATING & COOLING
KEES	SECURITY BARS & GRILLES, AIR BLENDERS
KINETICS Noise Control	DUCT SILENCERS, PLENUMS, & ACOUSTICAL LOUVERS
KOCH FILTER	HVAC, CLEAN ROOM, & BIOSAFETY FILTERS
Louvers LD Dampers	GRAVITY VENTS, LOUVERS, DAMPERS
Markel Products Company	ELECTRIC HEAT
METALFAB Inc.	BOILER & EXHAUST FLUE, GREASE DUCT
MODINE	GAS & HYDRONIC HEAT, DOAS UNITS
NATIONWIDE COILS	REPLACEMENT & CUSTOM WATER COILS
neptronic	HUMIDIFIERS, ELECTRIC DUCT HEATERS
Panasonic	ENERGYSTAR® VENTILATION FANS
Perry Fiberglass Products, Inc.	FRP DUCT, FIBERGLASS FANS, SCRUBBERS
Phoenix Controls	LABORATORY CONTROLS
PlasmaAir A WellAir Brand	NEEDLEPOINT AND TUBE STYLE BIPOLAR IONIZATION UNITS
POTTORFF	DAMPERS & LOUVERS
prihoda	FABRIC DUCT DISTRIBUTION SYSTEMS
QUANTECH	AIR & WATER COOLED PACKAGED CHILLERS
RenewAire Energy Recovery Ventilation	ENERGY RECOVERY VENTILATORS
Scott Springfield Mfg. Inc.	CUSTOM AIR HANDLING UNITS
SecureAire	ACTIVE PARTICLE CONTROL TECHNOLOGY
Solaronics	INFRARED RADIANT HEATERS
Strobic Air Technologies	LABORATORY EXHAUST FANS
systemair	CAR PARK VENTILATION
TAMCO	INNOVATIVE DAMPER PRODUCTS
TEMPMASTER	3 – 150 TON PACKAGED ROOFTOP UNITS
Thermaflex®	FLEXIBLE DUCT
Titus Redefine your comfort zone.	GRDS, VAVS, DISPLACEMENT VENTILATION, CHILLED BEAMS
Titus APPLIED	MODULAR AIR HANDLING UNITS, FAN COIL UNITS, BLOWER COIL UNITS
US DUCT	DUCTWORK FOR DUST COLLECTION SYSTEMS
Vulcan RADIATOR	HYDRONIC HEATING PRODUCTS

Altitude Correction Factors

ALTITUDE (FEET)	PRESSURE (INCHES W.C.)	RELIABLE DENSITY FACTOR	AIR DENSITY (LBS/FT3)	SENSIBLE HEAT EQUATION FACTOR
0	29.92	1.000	0.0748	1.085
1000	28.86	0.964	0.0721	1.046
2000	27.82	0.930	0.0696	1.009
3000	26.82	0.896	0.0670	0.972
4000	25.84	0.864	0.0646	0.937
4200	25.65	0.857	0.0641	0.930
4400	25.46	0.851	0.0637	0.923
4600	25.27	0.845	0.0632	0.916
4800	25.08	0.838	0.0627	0.910
5000	24.90	0.832	0.0622	0.903
5200	24.71	0.826	0.0618	0.896
5400	**24.53**	**0.820**	**0.0613**	**0.889**
5600	24.34	0.814	0.0609	0.883
5800	24.16	0.807	0.0604	0.876
6000	23.98	0.801	0.0599	0.870
6200	23.80	0.795	0.0595	0.863
6400	23.62	0.789	0.0590	0.857
6600	23.44	0.783	0.0586	0.850
6800	23.26	0.778	0.0582	0.844
7000	23.09	0.772	0.0577	0.837
7200	22.91	0.766	0.0573	0.831
7400	22.74	0.760	0.0568	0.825
7600	22.57	0.754	0.0564	0.818
7800	22.40	0.749	0.0560	0.812
8000	22.23	0.743	0.0556	0.806
8200	22.06	0.737	0.0551	0.800
8400	21.89	0.732	0.0547	0.794
8600	21.72	0.726	0.0543	0.788
8800	21.55	0.720	0.0539	0.782
9000	21.39	0.715	0.0535	0.776
9500	20.98	0.701	0.0524	0.761
10000	20.58	0.688	0.0514	0.746
10500	20.18	0.675	0.0505	0.732
11000	19.79	0.661	0.0495	0.718
11500	19.41	0.649	0.0485	0.704
12000	19.03	0.636	0.0476	0.690
12500	18.66	0.624	0.0466	0.677
13000	18.29	0.611	0.0457	0.663
13500	17.93	0.599	0.0448	0.650
14000	17.58	0.587	0.0439	0.637

Notes:
1) All values at 70°F
2) Interpolation permitted in table

Fan Laws

CFM varies directly with RPM

$CFM_1/CFM_2 = RPM_1/RPM_2$

$CFM_2 = (RPM_1/RPM_2) \times CFM_1$

SP varies with the square of the RPM

$SP_1/SP_2 = (RPM_1/RPM_2)^2$

$SP_2 = (RPM_1/RPM_2)^2 \times SP_1$

HP varies with the cube of the RPM

$HP_1/HP_2 = (RPM_1/RPM_2)^3$

$HP_2 = (RPM_1/RPM_2)^3 \times HP_1$

Heat/Cool Formulas

FOR CONDITIONS OTHER THAN STANDARD

Total Heat (BTU/hr) = 4.45 x DF x CFM x Δh (std. air)

Sensible Heat (BTU/hr) = 1.08 x DF x CFM x Δt (std. air)

Latent Heat (BTU/hr) = 0.68 x DF x CFM x Δgr. (std. air)

Note: DF = Density Factor (see table)

Horsepower

HP (air) = cfm x Δp (in. H20) / 6350 x Eff.

HP (water) = gpm x Δp (ft.) / 3960 x Eff.

VAV Quick Select

INLET SIZE	MAX CFM	
	Cooling	With Coil
4	225	205
5	350	205
6	500	450
7	650	580
8	900	580
9	1050	870
10	1400	870
12	2000	1185
14	3000	1725
16	4000	2070
24x16	8000	3280

Note: Max with hydronic coil is based on 700 fpm coil velocity, 0.1" APD per row at 5,400 feet

PERFORATED CEILING DIFFUSERS

Titus Model PAS

- Lay-In Frame (Border Type 3)
- 1, 2, 3, or 4 Way Adjustable Discharge Pattern
- Steel
- Standard White Finish

MODULE SIZE	NECK SIZE	CFM @ NC25+/-
12x12	6"Ø	150
24x24	6"Ø	150
24x24	8"Ø	230
24x24	10"Ø	300
24x24	12"Ø	390
24x24	14"Ø	500
24x24	16"Ø	600

Titus Model PCS

- Lay-In Frame (Border Type 3)
- 4-Way Adjustable Discharge Pattern
- Curved Blade
- Steel
- Standard White Finish



MODULE SIZE	NECK SIZE	CFM @ NC25+/-
24x24	6"Ø	140
24x24	8"Ø	240
24x24	10"Ø	340
24x24	12"Ø	470
24x24	14"Ø	600
24x24	16"Ø	750

LOUVERED CEILING DIFFUSERS

Titus Model TMS

- Lay-In Frame (Border Type 3)
- High Performance, True 360° Supply Air Pattern
- 3 Concentric Cones
- Steel
- Standard White Finish

MODULE SIZE	NECK SIZE	CFM @ NC25+/-
12x12	6"Ø	200
12x12	8"Ø	300
24x24	6"Ø	200
24x24	8"Ø	300
24x24	10"Ø	475
24x24	12"Ø	625
24x24	14"Ø	800

Titus Model TMSA

- Lay-In Frame (Border Type 3)
- High Performance, True 360° Supply Air Pattern
- Adjustable for Vertical or Horizontal Discharge
- 3 Concentric Cones
- Steel
- Standard White Finish



MODULE SIZE	NECK SIZE	CFM @ NC25+/-
24x24	6"Ø	200
24x24	8"Ø	300
24x24	10"Ø	475
24x24	12"Ø	625
24x24	14"Ø	800

LOUVERED CEILING DIFFUSERS

Titus Model TDC Surface Mount

- Bevel Drop Face Surface Mount Frame (Border Type 6)
- High Capacity Horizontal Flow Pattern
- 4-Way Throw
- Steel
- Standard White Finish



NECK SIZE	CFM @ NC25+/-
6x6	160
9x9	320
12x12	550
15x15	780

Titus Model TDC Lay-In

- Lay-In Frame (Border Type 3)
- High Capacity Horizontal Flow Pattern
- 4-Way Throw
- Steel
- Standard White Finish

MODULE SIZE	NECK SIZE	CFM @ NC25+/-
12x12	6x6	140
24x24	6x6	140
24x24	9x9	250
24x24	12x12	384
24x24	15x15	384
24x24	18x18	640

PLAQUE/MODULAR CEILING DIFFUSERS

Titus Model OMNI

- Lay-In Frame (Border Type 3)
- Architectural Square Panel
- 360° Horizontal Air Pattern
- Steel
- Standard White Finish

MODULE SIZE	NECK SIZE	CFM @ NC25+/-
12x12	6"Ø	175
12x12	8"Ø	320
24x24	6"Ø	200
24x24	8"Ø	350
24x24	10"Ø	500
24x24	12"Ø	650
24x24	14"Ø	850

Titus Model MCD

- Lay-In Frame (Border Type 3)
- Modular Core
- 1, 2, 3 or 4-Way Adjustable Discharge Pattern
- Steel
- Standard White Finish

MODULE SIZE	NECK SIZE	CFM @ NC25+/-
24x24	12x12	450

Titus ML-39 Modulinear Slot Diffuser

- Adjustable pattern controller
- 2A border for lay-in or concealed surface mounting
- Includes end borders
- Standard white finish



NOM LENGTH	SLOTS	CFM @ NC25+/-
47" *	2	240

* fits 48" lay-in grid

Titus MPI-39 (8" h) Insulated Plenum

- For use with ML-39 slot diffuser
- 2A border
- Internal insulation

SLOT WIDTH	NOM LENGTH	SLOTS	INLET SIZE
1"	48"	2	8" Oval
1"	48"	2	10" Oval

Titus Model TBDI-80

- Low Profile (8"h) Integral Insulated Plenum
- Easily Adjustable Vertical to Horizontal Pattern
- Gasket Tipped Blade
- Steel
- Black Pattern controllers & Exposed Surfaces with White Center Tee

SLOT WIDTH	NOM LENGTH	SLOTS	DIFFUSER WIDTH	INLET SIZE	CFM @ NC25+/-
1"	24"	2	4"	8" Oval	150
1"	48"	2	4"	8" or 10" Oval	200

Surface mounting frames available for:
24" T-bar Diffusers
48" T-bar Diffusers

Titus 800AWO Oval Cable Controlled Damper

- One end straight, one end crimped
- Oval equivalent 8" - 10"
- Shell length 6"

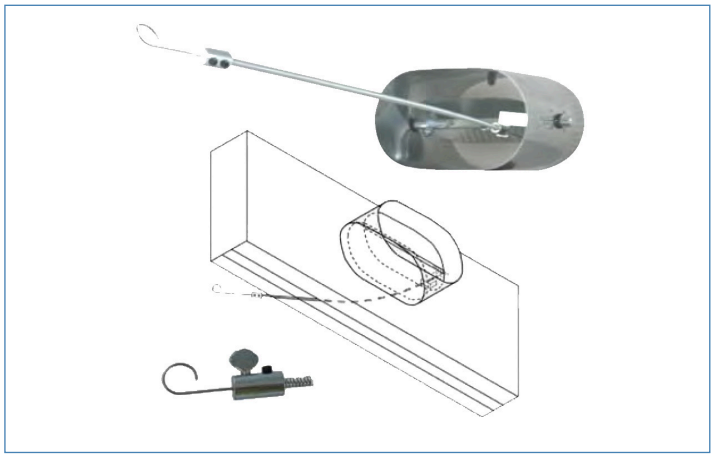

SIZE	MODEL	WIDTH	HEIGHT
8" Oval	800AWO-T-08	9 - 3/8"	5-1/4"
10" Oval	800AWO-T-10	12 - 1/2"	5-1/4"

ROUND & VAV CEILING DIFFUSERS

Titus Model TMR

- Round Diffuser
- 2 Horizontal Discharge Patterns
- 360° Discharge Pattern
- Retainer cable provided for neck sizes 12" to 18" diameter
- Steel
- Standard White Finish

CALL 303.428.2800
FOR PRICES & TO ORDER

NECK SIZE	CFM @ NC25+/-
6"Ø	150
8"Ø	250
10"Ø	380
12"Ø	550
14"Ø	670
16"Ø	900
18"Ø	1075

Acutherm Therma-Fuser Model TF-HC

- Lay-In Frame
- Four Blade Damper Provides Superior Throw with 66" of Variable Discharge Area
- 2 Room Thermostats: 1 for VAV Heating, 1 for VAV Cooling
- Superior Air Distribution: Longer Throws, No Dumping, More Entrainment, Even Temperature Distribution, Higher ADPI and Better Ventilation Effectiveness
- Steel; Standard White Finish

MODULE SIZE	NECK SIZE
24x24	6"Ø, 8"Ø, 10"Ø, 12"Ø

All Therma-Fusers are stocked with 12" necks.
Cap Reducers are included.

Acutherm Therma-Fuser Model ST-HC

- Lay-In Frame
- Disc Damper
- Separate Thermostat Set Points for VAV Heating and Cooling
- 1-Step Balancing Lever
- Adjustable Minimum Flow Valve
- Steel; Standard White Finish

MODULE SIZE	NECK SIZE
24x24	6"Ø, 8"Ø, 10"Ø, 12"Ø

Static pressure control relief rings available for TF-HC and ST-HC models. Specify 6", 8", or 10" neck size @ $30 each (all sizes).

PERFORATED CEILING RETURNS

Titus Model PXP

- Lay-In Non-Ducted Perforated Panel
- Steel
- Standard White Finish



NECK SIZE	CFM @ NC25+/-
12x12	350
24x12	1000
24x24	2000
48x24	4200

Titus Model PAR (square neck)

- Lay-In Frame (Border Type 3)
- Steel
- Standard White Finish



MODULE SIZE	NECK SIZE	CFM @ NC25+/-
12x12	10x10	350
24x12	22x10	1000
24x24	22x22	2000
48x24	46x22	4200

Titus TRAC Return Air Canopy

- Position above return grilles
- Reduces mechanical and occupant noise
- Reduces visibility into the plenum
- Galvanized steel construction
- Fiberglass Insulation

MODULE SIZE
24x12
24x24

Titus Model PAR (round neck)

- Lay-In Frame (Border Type 3)
- Steel
- Standard White Finish

MODULE SIZE	NECK SIZE
24x24	6"Ø, 8"Ø, 10"Ø, 12"Ø, 14"Ø
24x24	16"Ø

CUBE CORE & LOUVERED CEILING RETURNS

Titus Model 50F

- Lay-In Frame (Border Type 3)
- Cube Core A 1/2"x 1/2" x 1/2"
- Aluminum Grid and Border
- Standard White Finish



MODULE SIZE	NECK SIZE	CFM @ NC25+/-
12x12	10x10	500
24x12	22x10	1100
24x24	22x22	2500
48x24	46x22	5200

Titus Model 350RL

- Lay-In Frame (Border Type 3)
- 35° Deflection, 3/4" Blade Spacing
- Steel
- Standard White Finish

MODULE SIZE	NECK SIZE	CFM @ NC25+/-
24x12	22x10	900
24x24	22x22	1900

SUPPLY GRILLES

Titus Model 300RS

- Surface Mount Frame (Border 1)
- Double Deflection
- 3/4" Blade Spacing
- Screw Holes
- Steel
- Standard White Finish



SIZE	CFM @NC25+/-
6x6	150
8x4	150
8x6	210
8x8	275
10x4	210
10x6	250
10x8	300
10x10	410
12x4	270
12x6	300
12x8	400
12x10	475
12x12	600
14x4	300
14x6	350
14x8	450
14x10	500
14x12	600
14x14	725

SIZE	CFM @NC25+/-
16x4	350
16x6	400
16x8	570
16x10	600
16x12	775
16x14	900
16x16	1000
18x4	400
18x6	450
18x8	600
18x10	700
18x12	850
18x14	1000
18x16	1120
18x18	1240

SIZE	CFM @NC25+/-
20x4	420
20x6	475
20x8	700
20x10	800
20x12	950
20x14	1100
20x16	1200
20x18	1300
20x20	1500
24x4	550
24x6	575
24x8	700
24x10	900
24x12	1900
24x14	1275
24x16	1475
24x18	1600
24x24	2000

CALL 303.428.2800
FOR PRICES & TO ORDER

SPIRAL PIPE GRILLES

Titus Model US300FS

- Spiral grilles mount directly to the duct, eliminating the need for duct tape
- Double deflection with 3/4" blade spacing
- All aluminum construction
- Mill finish
- Universal end caps to match duct diameter from 10" through 36" in even increments
- With ASD (Air Scoop Device) – operable with Phillips head screwdriver for volume adjustment



NECK SIZE	CFM @NC25+/-
10x4	170
12x6	300
14x8	450
16x10	600

GRILLE HEIGHT	MIN : MAX /DUCT DIAMETER
4"	10" : 36"
6"	12" : 36"
8"	20" : 36"
12"	24" : 36"

RETURN/EXHAUST GRILLES

Titus Model 350RL

- Surface Mount Frame (Border 1)
- Fixed Single Deflection
- 35° Deflection, 3/4" Blade Spacing
- Screw Holes
- Steel
- Standard White Finish



CALL 303.428.2800
FOR PRICES & TO ORDER

SIZE	CFM @NC25+/-
6x4	120
6x6	150
8x4	160
8x6	200
8x8	275
10x4	200
10x6	250
10x8	340
10x10	410
12x4	250
12x6	300
12x8	400
12x10	500
12x12	600
14x4	300
14x6	350
14x8	425
14x10	550
14x12	675
14X14	830

SIZE	CFM @NC25+/-
16x4	350
16x6	400
16x8	575
16x10	750
16x12	850
16x14	1000
16x16	1100
18x4	400
18x6	440
18x8	515
18x10	750
18x12	920
18x14	1100
18x16	1200
18x18	1400

SIZE	CFM @NC25+/-
20x4	400
20x6	500
20x8	650
20x10	875
20x12	1000
20x14	1150
20x16	1300
20x18	1450
20x20	1600
24x4	500
24x6	620
24x8	850
24x10	1000
24x12	1200
24x14	1400
24x16	1600
24x18	1750
24x20	1900
24x24	2250
30x24	2820
36x12	1800
36x24	3250

RETURN/EXHAUST GRILLES

Titus Model 8F

- Surface Mount Frame (Border 1)
- Perforated Face
- Aluminum Face and Border
- Screw Holes
- Standard White Finish



NECK SIZE	CFM @NC25+/-
6x6	220
8x8	380
10x10	575
12x12	750
14x14	1000
16x16	1300
18x18	1600

Titus Model 50F

- Surface Mount Frame (Border 1)
- Cube Core A 1/2"x 1/2" x 1/2"
- Aluminum Grid and Border
- Screw Holes
- Standard White Finish



NECK SIZE	CFM @NC25+/-
6x6	175
8x8	350
10x10	500
12x12	725
14x14	1000
16x16	1300

DOOR GRILLES & FILTER GRILLES

Titus Model T-700L-AF

- Surface Mount Frame (Border 1)
- Sight Proof Door Grille
- Screw Holes
- Auxiliary Frame
- Steel
- Aluminum Paint Finish

NECK SIZE	CFM @NC25+/-
12x12	200
18x12	350
18x18	425
24x12	400

Note: For use as a sight-proof wall or ceiling grille, discard auxiliary frame.

Titus Model 350RLF1 Filter Grille

- Lay-In Frame (Border Type 3)
- 1" Filter Frame (filters by others)
- Top Hinge and Quarter Turn Fasteners
- 35° Deflection, 3/4" Blade Spacing
- Steel
- Standard White Finish



MODULE SIZE	NECK SIZE	CFM @NC25+/-
24x24	20x20	1600

Note: Mounting holes can be field drilled for surface mounting.

CEILING DIFFUSER & RETURN ACCESSORIES

Titus Model AG95-S

- For TDC Diffusers Only
- Galvanized Steel
- Mill Finish

NECK SIZE
6x6
9x9
12x12
15x15
18x18

Titus Model D-100

- Round Radial Damper
- Galvanized Steel
- Mill Finish

NECK SIZE
6"Ø
8"Ø
10"Ø
12"Ø
14"Ø

Titus Model AG 85

- Round Butterfly Damper
- Steel
- Black Finish

NECK SIZE
16"Ø
18"Ø

Titus Model TRM

- Surface Mount T-Bar Frame
- Aluminum
- Standard White Finish

NECK SIZE
12x12
24x12
24x24
48x24

Model CR (not pictured)

SIZE	ROUND
12"Ø	6", 8", 10"

Model TR

- Square to round transition
- Galvanized Steel
- Mill Finish

SIZE	ROUND
6x6	6"
8x8	6", 8"
9x9	6", 8"
10x10	6", 8", 10"
12x12	6", 8", 10", 12"
15x15	10", 12", 14"
18x18	12", 14", 16", 18"
22x10	6", 8", 10"
22x22	10",12",14",16",18"

GRILLE ACCESSORIES

Titus Model AG-15

- Opposed Blade Damper
- For Use with 300/350 Grilles and Registers
- Slot Operated
- Galvanized Steel
- Mill Finish

SIZE
6x4
6x6
8x4
8x6
8x8
10x4
10x6
10x8
10x10
12x4
12x6
12x8
12x10
12x12

SIZE
14x4
14x6
14x8
14x10
14x12
14x14
16x4
16x6
16x8
16x10
16x12
16x14
16x16

SIZE
18x4
18x6
18x8
18x10
18x12
18x14
18x16
18x18
20x4
20x6
20x8
20x10
20x12
20x14
20x16
20x18
20x20

SIZE
22x10
22x22
24x4
24x6
24x8
24x10
24x12
24x14
24x16
24x18
24x24

Titus Spray Paint

- #26 Standard White
- Note: Spray paint can only be shipped by truck. (Pressurized spray paint cans cannot be shipped by USPS mail or UPS.)

SIZE
12 oz can

SPIN FITTINGS & FLEX DUCT TAPE

Model CSF

- Conical Spin-In Fitting for Metal Duct
- Galvanized Steel
- Mill Finish

INLET SIZE
5"Ø
6"Ø
7"Ø
8"Ø
9"Ø
10"Ø
12"Ø
14"Ø
16"Ø

Model CSFD

- Conical Spin-In Fitting for Metal Duct with Damper
- Galvanized Steel
- Mill Finish

INLET SIZE
6"Ø
8"Ø
10"Ø
12"Ø
14"Ø
16"Ø

Flex Duct Closure Tape

- Specially designed to meet UL 181B-FX code
- 2 inch x 120 yard roll; twice the length of cloth duct tapes
- Can be used on metal & metal connections
- Long-life CW® Acrylic Adhesive

SIZE
120 yard roll

CALL 303.428.2800
FOR PRICES & TO ORDER

FLEXIBLE DUCT & DUCT CLAMPS

Thermaflex Model KM

- Low and Medium Pressure Flexible Duct
- R-6.0 Rated
- Polyester Film Fabric, Fiberglass Insulation Fiberglass Scrim Reinforced Metallized Polyester Film
- Vapor Barrier



INLET SIZE
6"Ø
8"Ø
10"Ø
12"Ø
14"Ø
16"Ø

Thermaflex Model M-KE

- Acoustical Flexible Duct
- R-6.0 Rated
- CPE Duct Liner, Fiberglass Insulation, Low Permeability Fiberglass
- Vapor Barrier



INLET SIZE
6"Ø
8"Ø
10"Ø
12"Ø
14"Ø
16"Ø

Dace Manufacturing Duct Clamp

- Quick Release Clamp
- Manganese Steel Bridge yellow zinc plated
- Zinc plated carbon steel screw
- Mill Finish

MODEL	FLEX SIZE	CLAMP MIN.	DIAMETER MAX.
DC0612	10″	6″	12″
DC1218	16″	12″	18″

Titus Model DESV

- Single Duct Air Terminal
- 1/2" Titus EcoShield Natural Fiber Liner
- Standard AeroCross™ Multipoint Center
- Standard 22-gauge Casing with Slip and Drive
- Basic Terminal (no controls)
- Optional Control Enclosure



CALL 303.428.2800
FOR PRICES & TO ORDER

MODEL NUMBER	INLET SIZE	CFM RANGE	HEIGHT	WIDTH	LENGTH
DESV06	6"Ø	0 - 500	8"	12"	15 ½"
DESV08	8"Ø	0 - 900	10"	12"	15 ½"
DESV10	10"Ø	0 - 1400	12 ½"	14"	15 ½"
DESV12	12"Ø	0 - 2000	15"	16"	15 ½"
DESV14	14"Ø	0 - 3000	17 ½"	20"	15 ½"
DESV16	16"Ø	0 - 4000	18"	24"	15 ½"

Titus VAV Hot Water Coils

- 1 Row or 2 Row
- 1/2" Copper Tubes
- Aluminum Ripple Fins, 10 Per Inch
- 20ga Galvanized Steel Casing
- Copper Male Solder Connections
- Connection is Slip and Drive to Ductwork
- Prices Available for 1-Row and 2-row HW Coil

UNIT SIZE	HEIGHT	WIDTH	LENGTH	COIL CONNECTON
6"Ø	8"	12"	5"	1/2"
8"Ø	10"	12"	5"	7/8"
10"Ø	12 ½"	14"	5"	7/8"
12"Ø	15"	16"	5"	7/8"
14"Ø	17 ½"	20"	7 ½"	7/8"
16"Ø	18"	24"	7 ½"	7/8"

VAV CONTROLS

Titus DDC Controls

- Titus Alpha Controller DT23
- BACnet or Stand Alone Direct Digital Control
- Pressure Independent
- Available for Cooling Only, Cooling with Reheat, or Fan Powered Applications
- Package Includes: Control Enclosure, Titus Alpha Controller/Actuator, 120/24v Control Power Transformer, Digital Display Room Sensor, and 25' Sensor-to-Controller Connector Cable

MODEL
Alpha DT23

Titus Pneumatic Controls

- Titus II Pneumatic Controller
- Pressure Independent
- Includes Controller Cover
- Can Be Used with Direct Acting or Reverse Acting Thermostats (thermostats by others)
- Can Be Used For Normally Open or Normally Closed Terminals



MODEL
Titus II

DAMPER ACTUATORS & ROUND VOLUME CONTROL DAMPERS

Belimo Model NFBUP(-S)

- Multi-Voltage 24v up to 240v
- 90 in-lb Torque
- Spring Return
- Manual Override
- Built-in Mechanical Limit
- (-S) Model Includes (2) SPST 3A (0.5A Inductive) Auxiliary Switches

MODEL
NFBUP
NFBUP-S

Pottorff Model CD-10R

- Round Volume Damper
- Hand Quadrant Included
- Galvanized Steel

SIZE
6"Ø
8"Ø
10"Ø
12"Ø
14"Ø
16"Ø

SQUARE & RECTANGULAR VOLUME CONTROL DAMPERS

Pottorff Model CD-10

- 10" High and Under: Single Blade Damper
- Hand Quadrant Included on Both Models
- Galvanized Steel



Pottorff Model MD-42

- 12" High and Over: Opposed blade damper
- Hand Quadrant Included on Both Models
- Galvanized Steel

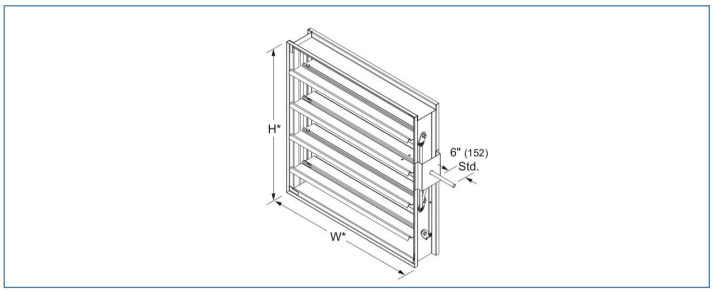

SIZE
6x6
8x6
8x8
10x6
10x8
10x10
12x6
12x8
12x10
12x12
14x6
14x8
14x10
14x12
14x14

SIZE
16x6
16x8
16x10
16x12
16x14
16x16
18x6
18x8
18x10
18x12
18x14
18x16
18x18

SIZE
20x6
20x8
20x10
20x12
20x14
20x16
20x18
20x20
24x6
24x8
24x10
24x12
24x14
24x16
24x18
24x20
24x24

CALL 303.428.2800
FOR PRICES & TO ORDER

FIRE DAMPERS

Pottorff Model VFD-10D-A

- 1-1/2 Hour Rated Fire Damper
- 165°F UL Listed Fusible Link
- Type A (no sleeve)
- 22 ga Galvanized Steel Frame
- 24 ga Galvanized Steel
- Curtain Style Blades
- Vertical or Horizontal Mount

SIZE
6x6
6x8
8x6
8x8
8x10
10x6
10x8
10x10
10x12
12x6
12x8
12x10
12x12
12x16

SIZE
14x6
14x8
14x10
14x12
14x14
14x18
16x8
16x10
16x12
16x14
16x16
16x20
18x8
18x10
18x12
18x14
18x16
18x18
18x22

SIZE
20x8
20x10
20x12
20x14
20x16
20x18
20x20
22x10
22x22
24x8
24x10
24x12
24x14
24x16
24x18
24x20
24x24

FIRE/SMOKE/CORRIDOR DAMPERS

Pottorff Model FSD172

- 1-1/2 Hour Rated Fire/Smoke Damper
- 1 Hour Rated Corridor Damper
- UL Class 2
- DRS-30 Dual Temperature Fire Closure Device
- PI-50 Dual Indicator Switch Package
- 165°F Primary, 250°F Secondary
- Factory Mounted 120v Electric Actuator
- 16" long x 20 ga Sleeve
- Vertical or Horizontal Mount
- Includes Single-Sided Hanging Angles

SIZE
8x8
10x10
12x12
14x14
16x16
18x18
22x10
22x22

Fire Damper Accessories

MODEL
165° Fusible Link
212° Fusible Link

CEILING EXHAUST FANS

Delta Breez Model Sig80-110

- 80/110 CFM Exhaust Fan
- Energy efficiency at 15.3 CFM/Watt
- ENERGY STAR® qualified with innovative brushless DC motor technology
- Perfectly quiet operation at less than 0.3 Sones
- Full speed adjustable, 80 or 110 CFM
- Includes 6" to 4" Duct Reducer
- LED indicator light will be green when power is on

CALL 303.428.2800
FOR PRICES & TO ORDER

MODEL	WEIGHT
Sig80-110	10 lbs.

Performance Data*: Model Sig80-110

MODEL NUMBER	6" DUCT STANDARD			
Static Pressure (inches w.g.)	0.1	0.25	0.1	0.25
Air Flow (CFM)	80	80	110	110
Sones	<0.3	0.5	<0.3	0.8
Power Consumption (Watts)	6.2	9.9	8.2	14.1
Energy Efficiency (CFM/Watts)	15.4	9.0	15.3	8.7
Current (Amps)	0.38 Max			
Power Rating (V/Hz)	120/80			

*PERFORMANCE SHOWN FOR ALL FANS IS PUBLISHED CATALOG DATA AND HAS NOT BEEN CORRECTED FOR ALTITUDE.

CEILING EXHAUST FANS

Cook 100 Series

- Ceiling mounted, direct driven, centrifugal exhaust fans
- All fan models 2 speed motors, with permanent split capacitor, permanently lubricated sealed bearings
- Fan wheel housing and integral outlet duct collar injection molded from a specially engineered resin exceeding UL 705 requirements for smoke and heat generation
- Outlet duct aluminum backdraft damper with continuous aluminum hinge rod
- Centrifugal forward curved type wheel, injection molded of polypropylene resin
- Performance certified is for Installation Type B: Free Inlet, Ducted Outlet
- AMCA certified ratings Seal for Sound and Air Performance
- Plastic grille

CALL 303.428.2800
FOR PRICES & TO ORDER

MODELS	PLASTIC GRILLE SIZE	SHIPPING WEIGHT
126-128	13-1/4" x 15-1/2"	13 lbs.
146-148	13-1/4" x 15-1/2"	15 lbs.
166-168	13-1/4" x 15-1/2"	15 lbs.
186-188	13-1/4" x 15-1/2"	16 lbs.

Performance Data*: Models 100

ENERGY STAR

MODEL	RPM	CFM/ WATT @ 0.1 SP	0.0 SP		.100 SP		.125 SP		.250 SP		.375 SP		.500 SP		.625 SP		.720 SP		.875 SP		1.000 SP	
			CFM	SONES	CFM	SONES	CFM	SONES	CFM	SONES	CFM	SONES	CFM	SONES	CFM	SONES	CFM	SONES	CFM	SONES	CFM	SONES
GC-126	550	2.5	70	0.3	53	0.3	48	0.3	32	0.7												
*GC-128	750	2.8	94	0.8	82	0.9	79	0.9	63	1.0	49	1.3	37	2.0								
GC-146	900	2.9	114	1.2	105	1.2	103	1.2	90	1.3	77	1.5	64	2.0	50	2.5	36	3.0				
GC-148	1075	3.1	152	2.5	144	2.5	142	2.5	132	2.5	120	2.5	108	3.0	94	3.0	78	3.5	56	3.5		
GC-166	1100	3.1	164	3.0	157	3.0	155	3.0	145	3.0	133	3.0	119	3.0	105	3.0	88	3.5	66	3.5	40	3.5
GC-168	1160	3.0	180	3.5	173	3.5	171	3.5	162	3.5	150	3.5	136	4.0	121	4.0	105	4.5	86	4.5	54	5.0
GC-186	1100	2.4	231	5.5	226	5.5	225	5.5	218	5.5	209	5.5	199	5.0	186	5.0	170	5.0	151	5.0	129	4.5
GC-188	1450	2.2	261	7.0	254	6.5	252	6.5	244	6.5	235	6.0	223	6.0	209	6.0	191	5.5	172	5.5	150	5.5

*PERFORMANCE SHOWN FOR ALL FANS IS PUBLISHED CATALOG DATA AND HAS NOT BEEN CORRECTED FOR ALTITUDE.
Model GC-128 Energy Star Certified. Performance rating for GC-222 through GC-960 include the effects of inlet grille and backdraft damper. Speed (RPM) shown is nominal. Performance is based on actual speed of the test. The sound ratings shown are loudness values in spherical sones at 5 ft. (1.5m) in a spherical free field calculated per AMGA Standard 301. Value shown for Installation Type B: Free inlet spherical sone levels.

Cook 300-700 Series

- Ceiling, wall, or inline mounted, direct drive, centrifugal exhaust fan.
- All fan models 2 speed motors, with permanent split capacitor, permanently lubricated sealed bearings
- Fan housing minimum 20 gauge galvanized steel and acoustically insulated.
- Blower and motor assembly shall be mounted to a minimum 14 gauge reinforcing channel and shall be easily removable
- Outlet duct collar includes reinforced aluminum damper with continuous aluminum hinge rod and nylon bushings.
- Centrifugal forward curved type wheel, constructed of galvanized steel.
- Performance certified is for Installation Type B: Free Inlet, Ducted Outlet.
- UL 705 listed, AMCA certified ratings Seal for Sound and Air Performance, and ENERGY STAR® certified.
- Plastic grille is standard on models 322-342; Powder-painted , white steel grille models 422-740.

MODEL	HOUSING SIZE	OUTLET SIZE	STEEL GRILLE SIZE	SHIPPING WEIGHT
322-342	12-3/8" x 9-3/4"	8" x6"	15-1/2" x 13-1/4"	25 lbs.
422	17" x 11-7/8"	8" x6"	21" x 14-1/4"	30 lbs.
522-542	17" x 11-7/8"	8" x6"	21" x 14-1/4"	32 lbs.
622-642	17" x 11-7/8"	10-1/2" x 4-3/4"	21" x 14-1/4"	35 lbs.
720-740	17" x 11-7/8"	10-1/2" x 4-3/4"	21" x 14-1/4"	36 lbs.

Performance Data*: Models 300-700

MODEL	RPM	CFM/ WATT @ 0.1 SP	0.0 SP		.100 SP		.125 SP		.250 SP		.375 SP		.500 SP		.625 SP		.720 SP		.875 SP		1.000 SP	
			CFM	SONES	CFM	SONES	CFM	SONES	CFM	SONES	CFM	SONES	CFM	SONES	CFM	SONES	CFM	SONES	CFM	SONES	CFM	SONES
GC-322	1600	3.2	204	4.0	191	4.0	187	4.0	165	3.5	139	3.5										
GC-342	1725	3.0	268	5.0	252	5.0	248	4.5	224	4.5	195	4.5	153	4.5								
GC-422	1500	2.8	308	4.0	298	4.0	295	4.0	282	4.0	267	4.5	250	4.0	223	4.0						
GC-522	1400	2.7	213	1.5	208	2.0	207	2.0	201	2.0	194	2.5										
GC-542	1600	2.9	391	5.5	380	5.5	377	5.5	361	5.5	340	5.5	314	5.5	285	5.5	248	4.5				
GC-622	1400	3.3	501	3.5	486	3.5	482	3.5	461	3.0	433	3.0	392	3.0	339	3.0						
GC-642	1500	3.1	602	5.0	582	4.5	576	4.5	548	4.5	512	4.0	471	4.0	421	3.5	350	3.5				
GC-720	1375	2.4	709	5.5	687	5.5	682	5.5	653	5.5	619	5.0	578	5.0	535	5.0	480	4.5	385	4.5		
GC-740	1625	2.2	852	7.0	823	7.0	815	7.0	775	6.5	727	5.0	672	6.0	616	5.0	552	4.5	463	4.0	303	3.5

*PERFORMANCE SHOWN FOR ALL FANS IS PUBLISHED CATALOG DATA AND HAS NOT BEEN CORRECTED FOR ALTITUDE.
Performance certified is for Installation Type B: Free Inlet, Ducted Outlet. Performance rating for GC-222 through GC-960 include the effects of inlet grille and backdraft damper. Speed (RPM) shown is nominal. Performance is based on actual speed of the test. The sound ratings shown are loudness values in spherical sones at 5 ft. (1.5m) in a spherical free field calculated per AMGA Standard 301. Value shown for Installation Type B: Free inlet spherical sone levels.

DIRECT DRIVE ROOF FANS

Cook Model ACED-EC

- Spun aluminum, roof-mounted, direct-driven, downblast centrifugal exhaust ventilator, with electronically commutated motor.
- Aluminum base with continuously welded curb cap corners for maximum leak protection.
- Discharge baffle with rolled bead for added strength.
- Integral conduit chase throughout the curb cap and into the motor compartment to facilitate wiring connections.
- Motor enclosed in a weather-tight compartment, separated from the exhaust airstream, with permanently lubricated sealed bearings and furnished at the specified voltage, phase and enclosure.
- Centrifugal backward inclined wheel, constructed of 100% aluminum, including a precision machined cast aluminum hub.
- UL 705 listed, AMCA certified ratings seal for sound and air performance.

CALL 303.428.2800
FOR PRICES & TO ORDER

MODEL	A	B	C	D	E SQ.	ROOF OPENING SQUARE*	SHIPPING WEIGHT
100	2-1/2"	18-3/4"	16-13/16"	2	18	13-1/2"	30 lbs.
120	1-7/16"	28-7/16"	26-9/16"	2	20	15-1/2"	67 lbs.
135	1-15/16"	28-7/16"	27-1/16"	2	20	15-1/2"	72 lbs.

Model 100

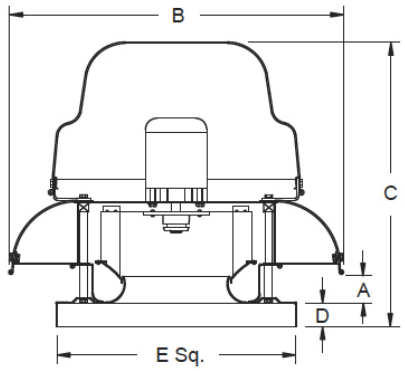

Models 120-180

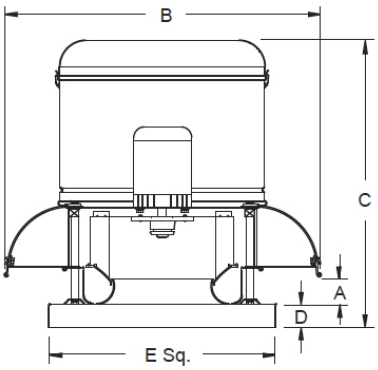

Performance Data*: Model ACED-EC

MODEL HP	RPM	TIP SPEED	MAX WATTS	0.00" SP		.125" SP		.25" SP		.375" SP		0.5" SP		0.63" SP		0.75" SP		0.88" SP							
				SONES	WATTS	SONES	WATTS	SONES	WATTS	SONES	WATTS	SONES	WATTS	SONES	WATTS	SONES	WATTS	SONES	WATTS						
100C17DEC 1/4 HP	471	1233	11	247																					
				0.2	11																				
	889	2327	32	466		345		120																	
				3.6	32	2.9	27	2.5	18																
	1307	3421	76	685		607		522		414															
				7.9	73	7.3	74	6.9	72	6.6	67														
	1725	4517	160	904		845		785		721		652		569		465		329							
				10.6	159	10.3	160	10.0	159	9.7	156	9.4	152	9.3	146	8.9	132	8.1	112						

MODEL HP	RPM	TIP SPEED	MAX WATTS	0.00" SP		.125" SP		.25" SP		.375" SP		0.5" SP		0.63" SP		0.75" SP		0.88" SP		1.0" SP		1.25" SP			
				SONES	WATTS	SONES	WATTS	SONES	WATTS	SONES	WATTS	SONES	WATTS	SONES	WATTS	SONES	WATTS	SONES	WATTS	SONES	WATTS	SONES	WATTS		
120C17DEC 1/2 HP	498	1564	13	506																					
				0.9	13																				
	907	2849	59	921		813		689																	
				4.5	52	4.5	56	4.1	59																
	1316	4134	162	1337		1265		1188		1104		1019		916		768									
				9.8	141	9.8	148	9.7	154	9.4	159	9.1	159	8.7	162	8.3	159								
	1725	5419	3530	1752		1698		1642		1584		1521		1457		1393		1327		1253		1047			
				14.6	304	14.6	314	14.6	314	14.5	332	14.3	339	14.1	345	13.8	349	13.5	352	13.2	353	12.6	348	12.6	

MODEL HP	RPM	TIP SPEED	MAX WATTS	0.00" SP		.125" SP		.25" SP		.375" SP		0.5" SP		0.63" SP		0.75" SP		0.88" SP		1.0" SP		1.25" SP		1.5" SP	
				SONES	WATTS	SONES	WATTS	SONES	WATTS	SONES	WATTS	SONES	WATTS	SONES	WATTS	SONES	WATTS	SONES	WATTS	SONES	WATTS	SONES	WATTS	SONES	WATTS
135C17DEC 3/4 HP	561	1982	32	852		632																			
				2.0	29	1.7	32																		
	949	3354	124	1441		1326		1198		1046															
				6.4	107	6.4	116	6.2	122	5.8	124														
	1337	4725	326	2031		1950		1867		1779		1684		1582		1467		1321							
				12.7	278	12.7	292	12.7	304	12.5	314	12.2	321	11.9	325	11.5	326	11.2	319						
	1725	6096	685	2620		2558		2495		2431		2365		2295		2223		2147		2068		1892		1652	
				18.6	583	18.6	601	18.6	618	18.6	634	18.5	648	18.3	660	18.1	670	17.8	677	17.5	683	16.9	685	16.3	663

*PERFORMANCE SHOWN FOR ALL FANS IS PUBLISHED CATALOG DATA AND HAS NOT BEEN CORRECTED FOR ALTITUDE.

CEILING, ROOF AND WALL FAN ACCESSORIES

Conversion Kits (Inline Adaptors)

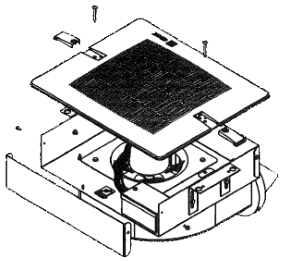

ADAPTER MODEL	FOR FAN MODELS
GC/GN	100 Series

Hanging Isolation Kits for Ceiling Fans

ISOLATOR KIT	FAN MODEL/LOAD RATING	THREADED ROD
ISOZ	All GC Models	1/4"
HSI Spring	50#	1/2"
HRI (Rubber in Shear)	25#	1/2"

Ceiling Exhaust Fan Accessories

DESCRIPTION	MODEL	FAN MODELS
Variable Speed Switch	SSC6	All GC Models
Cooling Thermostat	CSTAT	All GC Models

Roof Curbs for Direct Drive Fans

CURB MODEL	NAILER OD	FOR FAN MODELS	CURB HEIGHT
UGC16	16.5" X 16.5"	ACED-EC 100	18"
UGC18	18.5" X 18.5"	ACED-EC 120-185	18"

Gravity Backdraft Dampers

DAMPER MODEL	DAMPER OD	FOR FAN MODELS
BDD1212	12" X 12"	ACED-EC 100
BDD1414	14" X 14"	ACED-EC 120-135

Control Options for Direct Drive Fans

CONTROL	MODEL	FOR FAN MODELS
Cooling Thermostat	CSTAT	Models with up to 3/4 HP 120/1/60 motors

MOTOR STARTERS

Franklin Controls Model BAS-1P

- 1Ø Building Automation Starter
- 1/10 - 1 HP
- 110V ~ 2 40V
- Adjustable 1-16A Class 10 Electronic Overload
- NEMA 1 Enclosure

MODEL	DESCRIPTION
BAS-1P	Single Phase, Magnetic Motor Starter

NEEDLEPOINT BRUSH-TYPE IONIZERS

Plasma Air PA602 Needlepoint Brush-Type Ionizer

- Installed at the fan, inlet of an air handling unit, fan coil unit, PTAC, heat pump or VRF ductless split system.
- Self-contained in a potted ABS box with a molded flange and mounting holes.
- Model accepts 24V AC without the use of an external power supply device.
- protected with an inline 500mA glass cartridge fuse.
- Each unit is capable of ionizing a supply airflow of up to 2,400 CFM.

MODEL	SERIES
PA602	600 Series

CALL 303.428.2800
FOR PRICES & TO ORDER

SOLARONICS INFRARED HEAT REPLACEMENT PARTS

Airflow Switchers (Call for availability for the specific model number you need.)

MODEL
Airflow Switches are available for the most common MTS & ST models.

Blower Assemblies

MODEL	P/N
MC Series 1999 to Present	132294
MTS Series Burners	232031
ST-40-10 to ST-60-20 (86-2000)	130938
ST-40-10 to ST-60-20 (> 2000)	132294

MODEL	P/N
ST-65-2/3/4 to ST-100-3/4/5 (86-97)	130938
ST-65-2/3/4 to ST-125-4/5 (> 1997)	132294
ST-65-20/25 MBN to ST-85-20/25 MBN (> 1995)	132294
ST-130-200 MBTUH (>1990)	132294

Ignition Parts

MODEL
3-Prong Electrode with Gasket
IDC Ignition Detection Control 115v
IDC Ignition Detection Control 2-Stage

Gas Valves

MODEL	P/N
ST-40 to ST-60 / 150v & MBL only	132927
ST-65 to ST-125 / 115v	132915
ST-130 to ST-200 / 115v	132893
2-Stage Gas Valve	002-42-169-1

Accessories

MODEL
Burner Coupler Kit for connecting burner and first tube
Elbow GQ 90 Degree
End Cap Reflector (GQ Models only)
Hanger
Inlet Collar
Reflector 5' Long
Reflector 10' Long
Roof Vent Cap only 4"
Roof Vent Cap only 6"
Thermostat - Single Stage
Thermostat - 2-Stage 24v (MTS or K-Series 2-stage Heaters)
Thermostat - NEMA 4X 115/24v
Tube Clamp
"Y" Coupler 4x4x5" for two systems on one thermostat vent (GQ or MTSA only)

K-Series Parts

MODEL
3-Prong Ignitor
Gas Valve for DQSAN/QSAL 24v only
Gas Valve for DSAN/DSAL 115v only
Heat Shield for K-70 thru K-100

MODEL
IDC Box for DSAN/DSAL 115v
IDC Box for DSAN/DSAL 24v
K Head (ceramic complete assembly)
Transformer/Relay

Terms & Conditions

1. Standard Air Purification Company (APCo) terms and conditions of sale apply.
2. Contact APCo for a copy of these terms and conditions.
3. All pricing is subject to change without notice. Credit card purchases are subject to processing fees.
4. Equipment model and manufacturer is subject to change.
5. All pricing is FOB our warehouse and does not include tax.
6. Applicable taxes will be charged unless proof of current tax-exempt certificates and licenses is provided.
7. Shipments and deliveries are subject to the approval of APCo credit department. Full or partial payment in advance may be required. APCo reserves the right to hold shipment and deny pick-up of equipment for past due accounts.
8. All items are subject to prior sale. While APCo strives to maintain reasonable quantities of all stock items, there is no guarantee that all items in this catalog are in stock at all times. APCo is not responsible for delays or quick ship costs due to out of stock items.
9. Equipment will not be held without a valid purchase order. Material not claimed in fourteen (14) calendar days will be returned to stock.
10. Orders shipped from the warehouse will be sent via UPS or common carrier. Freight charges will be added to the order invoice. All shipments are FOB our warehouse. Customer is responsible to inspect shipments for damage and file claims with the carrier.
11. Equipment may be returned only with prior approval by APCo and is subject to a 25% restock charge.
12. Returned product must be in new condition and in undamaged original packaging.
13. Return freight charges must be pre-paid. Freight collect shipments will be refused.
14. Manufacturers standard warranty applies to all products.
15. APCo is not responsible for costs incurred replacing parts or equipment under warranty.

WAREHOUSE LOCATION & HOURS

Open weekdays 7:00 am to 4:00 pm MTN.
Easy access off Pecos Street in Denver from I-76 or US-36.
Order by phone, fax or email. Shipping or delivery services available to shop or jobsite for an additional cost.

CONTACT US

Questions? Need pricing? Email us or give us a call.

Phone (303) 428-2800
Toll Free (800) 668-4966
Fax (303) 428-2700
warehouse@airpurificationcompany.com

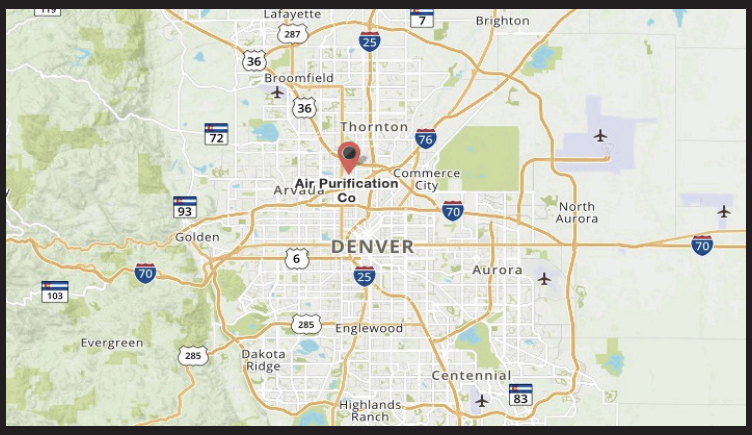

Air Purification Company
1861 West 64th Lane
Denver, Colorado 80221