

Square Ceiling Diffusers
Steel • High Performance

Model: TMS • Round Neck

Frame Type 3 (Lay-In) Full Face. For other border types, please see next page.

Ceiling Module A	Nominal Round Duct Size B	C	D	E
12 x 12	4, 5*	3 3/8	5 3/8	1 1/8
12 x 12	6, 7	1 1/8	3 3/8	1 1/8
12 x 12	8	1 1/4	3 1/2	1 1/8
24 x 24	6, 8	1 1/4	5	1 1/4
24 x 24	10, 12, 14, 15	1 3/8	5 1/8	1 1/4

* Adapter is provided for Sizes 4 and 5.

Frame Type 3 (Lay-In) Panel Mount. For other border types, please see next page.

Ceiling Module A	Nominal Round Duct Size B	Nominal Face Sizes F	C	D	E
24 x 24	4, 5*	12 X 12	2 3/4	5	1 1/8
24 x 24	6, 7	12 X 12	3/4	3	1 1/8
24 x 24	8	12 x 12	3/4	3	1 1/8

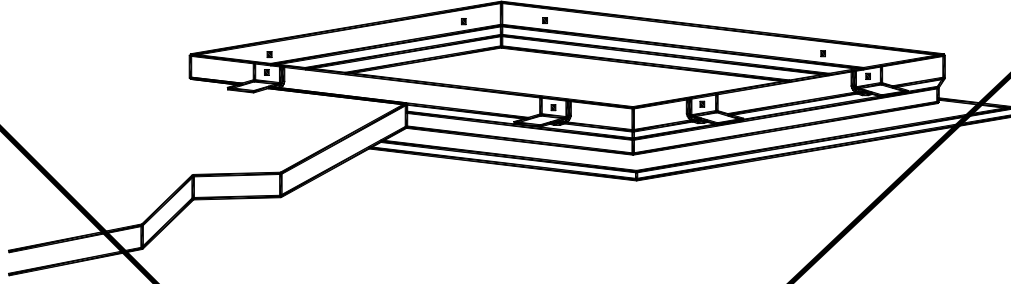
* Adapter is provided for Sizes 4 and 5.

Other Accessories (Optional)

Check if provided

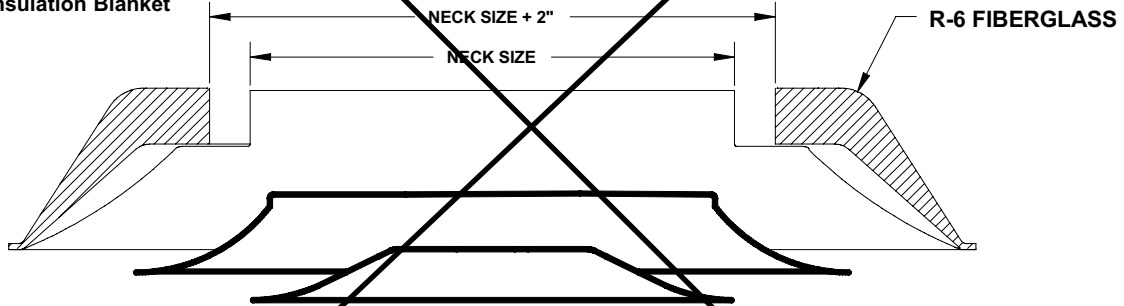
Model SB Sectorizing Baffles

TRM TITUS Rapid Mount Frame

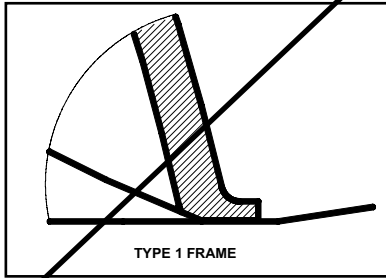


For Surface Mounting Border Type 3

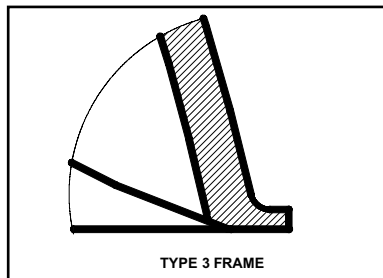
IB Molded Insulation Blanket



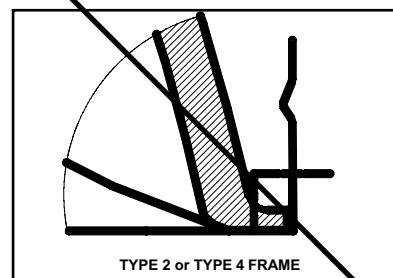
TYPE 3 FRAME SHOWN



TYPE 1 FRAME



TYPE 3 FRAME



TYPE 2 or TYPE 4 FRAME

Insulation is R-6 where blanket has the most depth. One inch clearance on each side of neck is left for insulated duct connection. 24x24 Full face models only.

Standard Finish: #26 White

General Description

- Model TMS delivers supply air in a true 360° pattern. Designed to protect ceiling from streaking and smudging.
- Excellent for variable volume systems. The uniform, nearly horizontal jet from the outer cone maintains effective room air distribution even when air volume varies over a considerable range.
- The TMS consists of 3 concentric cones in all sizes. This uniformity of design enhances appearance in installations where more than one size is involved.
- Screwdriver adjustment of the optional damper is achieved without removing the inner cone. (See Note 2, Page 2).
- Quick removal of inner cone with a hex key speeds installation. (See Note 3, Page 2).
- All cones are die-stamped one piece construction with smooth, clean surfaces and no corner joints.
- Material is heavy gauge steel.
- Optional molded insulation blanket (IB) with R-6 rating available for use with border styles 1, 2, 3, and 4, 24x24 full face models.



Note: This submittal is meant to demonstrate general dimensions of this product. The drawing on this submittal are not meant to detail every aspect of the product with exactness. Drawings are not to scale. TITUS reserves the right to make changes without written notice.